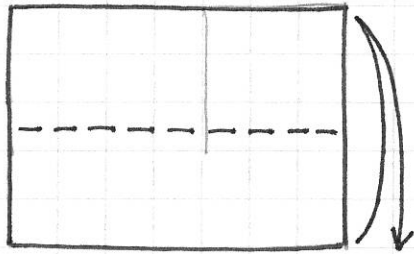
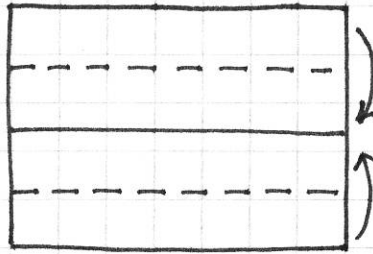


Blockade Running Boat! (Simple canoe)


drawn out by Allison Harrell



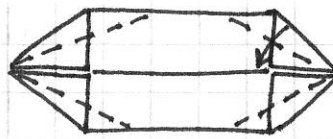
1. Fold an 8.5x11 sheet of computer paper in half. Then unfold



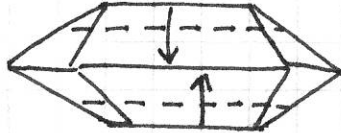
2. Fold both sides into the line created by step 1.




3. Using the centerline as a guide, fold the four corners to the center line




4. Repeat the process of step 3, folding the four newly created edges



5. Fold the long straight edges towards the center line



6. Gently folding the boat in half (backwards), grab all the folded layers with your thumbs and flip the boat inside out.



7. Ta-da!
Finished boat!